

JOB _____ ITEM # _____ QTY # _____


MODEL NUMBER:

- | | | |
|---------------------------------------|---------------------------------------|---------------------------------------|
| <input type="checkbox"/> R-GNG-LPRO-3 | <input type="checkbox"/> R-GNG-HPRO-3 | <input type="checkbox"/> R-GNG-HPRO-6 |
| <input type="checkbox"/> R-GNG-LPRO-5 | <input type="checkbox"/> R-GNG-HPRO-4 | <input type="checkbox"/> R-GNG-LPRO-4 |
| <input type="checkbox"/> R-GNG-LPRO-6 | <input type="checkbox"/> R-GNG-HPRO-5 | |


DIMENSIONS:

- R-GNG-LPRO-3 - 56"H x 36"D X L
- R-GNG-LPRO-5 - 56"H x 60"D X L
- R-GNG-LPRO-6 - 34-3/5"H x 72"D X L
- R-GNG-HPRO-3 - 34-3/8"H x 36"D X L
- R-GNG-HPRO-4 - 34-3/8"H x 48"D X L
- R-GNG-HPRO-5 - 34-3/8"H x 60"D X L
- R-GNG-HPRO-6 - 34-3/8"H x 72"D X L
- R-GNG-LPRO-4 - 56"H x 48"D X L


Standard Colors*




Formica Black
Matte Finish



Pionite Pearwood



Formica Violin



Nevamar Kona
Blend

*Custom laminate colors are available. Contact factory for options and pricing.



HPRO and LPRO

Construction

Standard Grab-N-Go merchandisers will be built to the following specifications: The exterior shall be constructed of Matte Black, Moisture Resistant, Rigid PVC Composite Sheets. The interior cavity shall be stainless steel and lit with one top mounted LED light. The Unit shall use a self-contained forced-air refrigeration system and include stainless steel shelves with Black Price Tag Molding. Shelves shall be adjustable to 3 different angled positions. A Digital Refrigeration Control will be mounted in the front panel. Automatic Self Defrost shall be standard.

Model #	Description	Voltage	Amps	Plug (Unit/Condensate Pan)	W	D	H	Remote Case BTU's Required
PDR-1	Panorama Series "Standard Unit"				27.1875"			
PDR-2	Panorama Series "Standard Unit"				27.1875"			
PDR-3	Panorama Series "Standard Unit"				27.1875"			
PDR-4	Panorama Series "Standard Unit"				27.1875"			
PDR-5	Panorama Series "Standard Unit"				27.1875"			
R-GNG-LPRO-3	Low Profile	120/60/1	19.1	NEMA 5-30P	36"	34-3/8"	56"	3500
R-GNG-LPRO-5	Low Profile	120/208/60/1	18.9	NEMA 14-30P	60"	34-38"	56"	6500
R-GNG-LPRO-6	Low Profile	120/208/60/1	19	NEMA 14-30P	72"	81-1/2"	34-3/5"	8000
R-GNG-HPRO-3	High Profile	120/60/1	20	NEMA 5-30P	36"	81-1/2"	34-3/8"	4500
R-GNG-HPRO-4	High Profile	120/208/60/1	18.9	NEMA 14-30P	48"	81-1/2"	34-3/8"	6000
R-GNG-HPRO-5	High Profile	120/208/60/1	19.1	NEMA 14-30P	60"	81-1/2"	34-3/8"	7500
R-GNG-HPRO-6	High Profile	120/208/60/1	19.2	NEMA 14-30P	72"	81-1/2"	34-3/8""	9000
R-GNG-LPRO-4	Low Profile	120/60/1	20.1	NEMA 5-30P	48"	34-38"	56"	5000